

Mountain Demographics

The Year 2010 U.S. Census results are now available, showing demographic trends in our communities. This report is a review of the data as it pertains to our local singles.

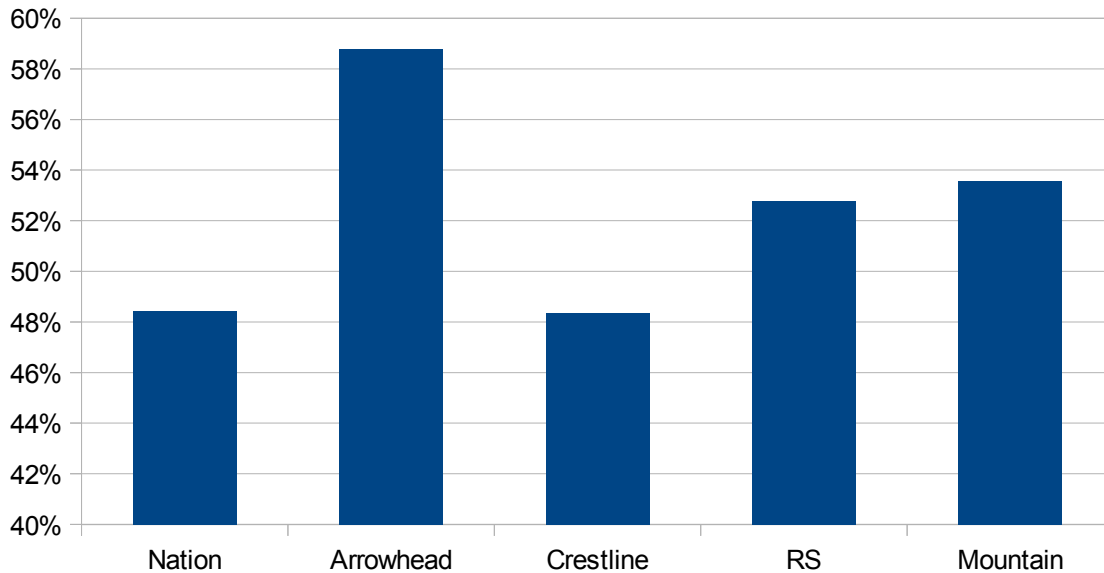
Summary

There are now over four thousand singles living in and around Lake Arrowhead, Crestline, and Running Springs. Our area has 11000 households, and of those, 4300 have either a person living alone, or a head of a family with an absent spouse. That means two out of five local householders are single. In the ten years since the last census, our area has added almost a thousand singles. The fastest growth area for singles is Lake Arrowhead. Compared to other areas, our mountain communities have fewer singles as a percentage of the population, and more households with a married couple. But at almost 40% of the local population, and 4000 strong, singles represent a large and growing segment of the local population.

Key points

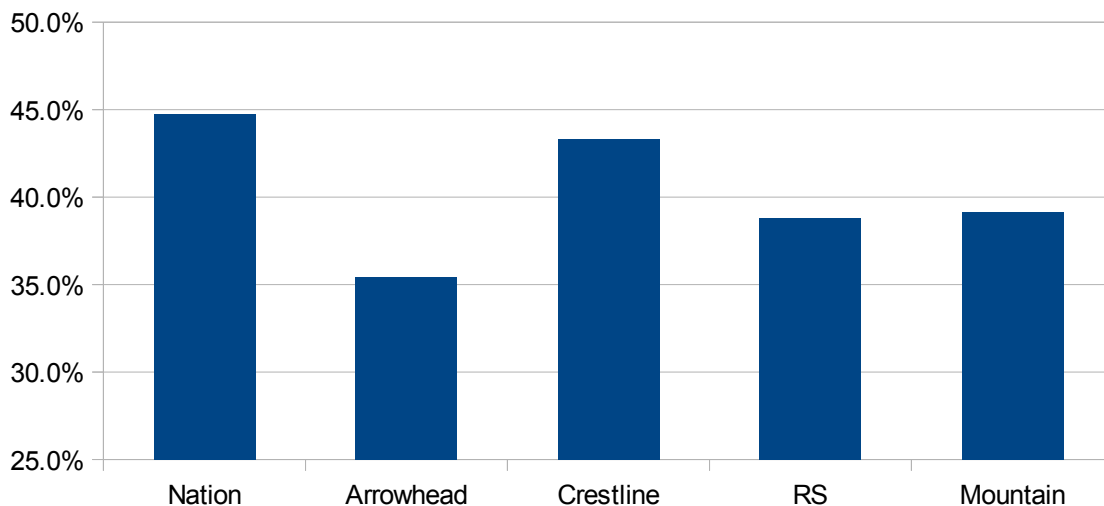
1. Our mountain area in and around Lake Arrowhead, Crestline and Running springs has 4297 singles, where a “single” is defined as a householder who is either living alone, or who heads a family with an absent spouse. Ten years ago, that number stood at 3365. Our singles population has grown by 932, or 28%.
2. The number of local households headed by a single, as a percentage of total households, has increased to 39.1%. Ten years ago, it was 36.8%.
3. The biggest growth area for singles is Lake Arrowhead. The census designated place has seen a whopping 62% increase in ten years. Of those 932 new singles in the area, 635 are in Lake Arrowhead.
4. The increased number of singles in Lake Arrowhead is due to a general population boom, there. Lake Arrowhead has added 1429 households in ten years, possibly due to vacation homes being converted to full-time residences. Crestline has added only 360 households, and Running Springs only 47.
5. For better or worse, marriages are declining. Today, less than half of households in the U.S. have a married couple, 48.4%. Lake Arrowhead is way ahead with 58.8%. Crestline is average. For the mountain as a whole, 53.6% of households have a married couple.

Percentage of Households with a Married Couple, 2010



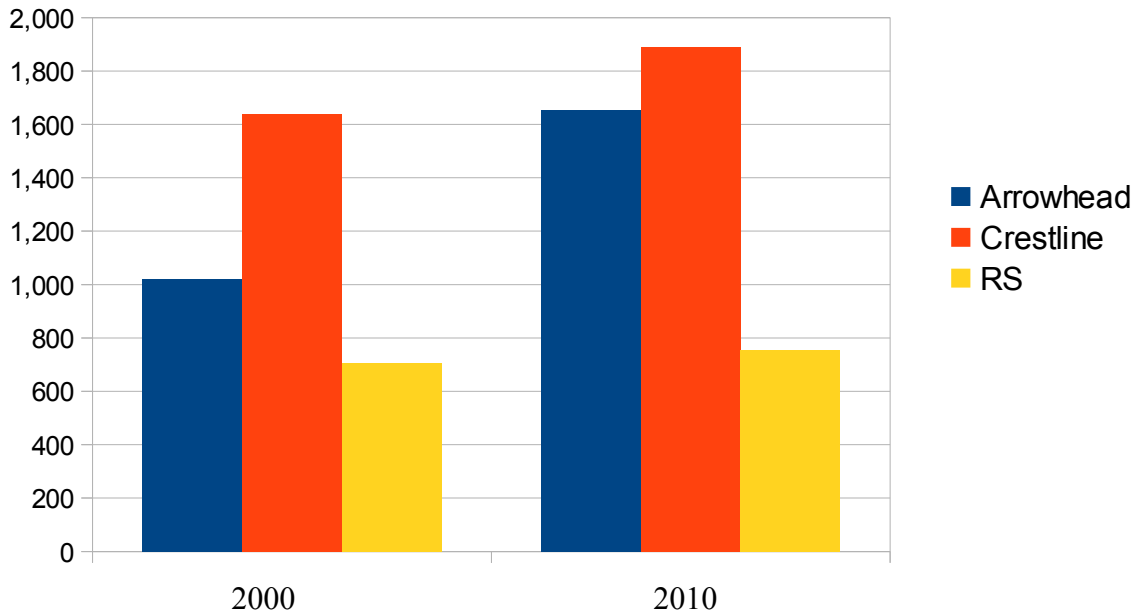
Relative to other areas, the mountain has a higher percentage of households with a married couple. In the U.S. as a whole, the percentage has dropped below 50%, meaning that households with a married couple have become a minority. Lake Arrowhead is way ahead, at 58%. The mountain has 54%.

Percentage of Householders Who Are Single, 2010



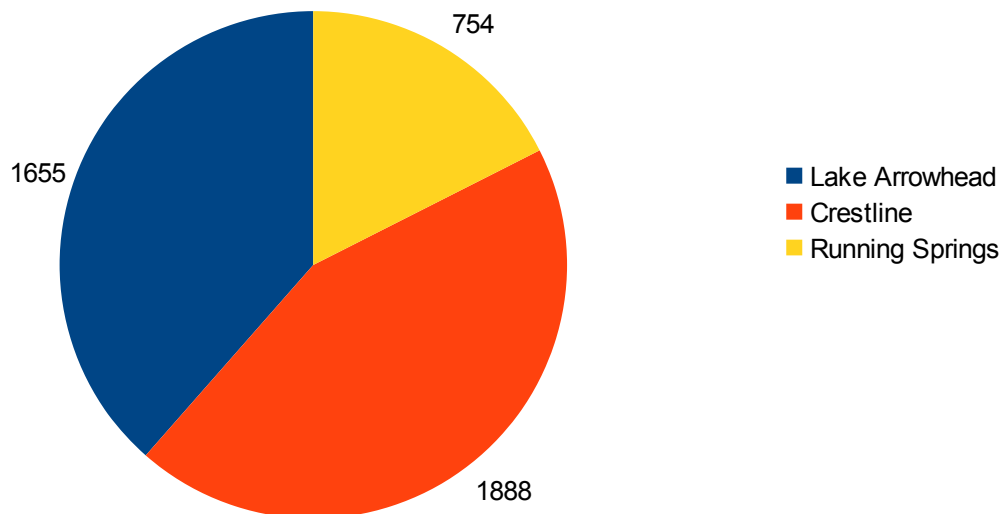
Crestline has a higher concentration of single householders than Lake Arrowhead, 43% vs. 35%. None of our mountain communities are as high as the national average, 45%. Our combined mountain area has 39%.

Where the Singles Are, 2000 and 2010



This shows the singles population by area, as it was in 2000, and ten years later in 2010. The singles population has grown in all of our communities. The growth in Lake Arrowhead is dramatic.

Where the Singles Are, 2010



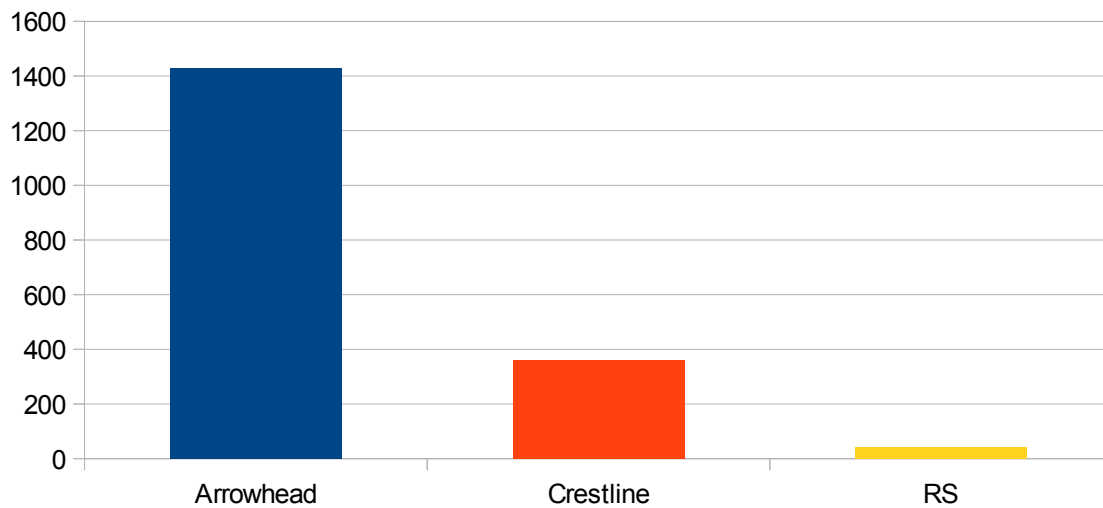
A decade ago, Crestline had half of our singles. Today, Lake Arrowhead and Crestline are about even. Running Springs remains important, with seven hundred singles.

Percentage of Householders Who Are Single, 2000 and 2010



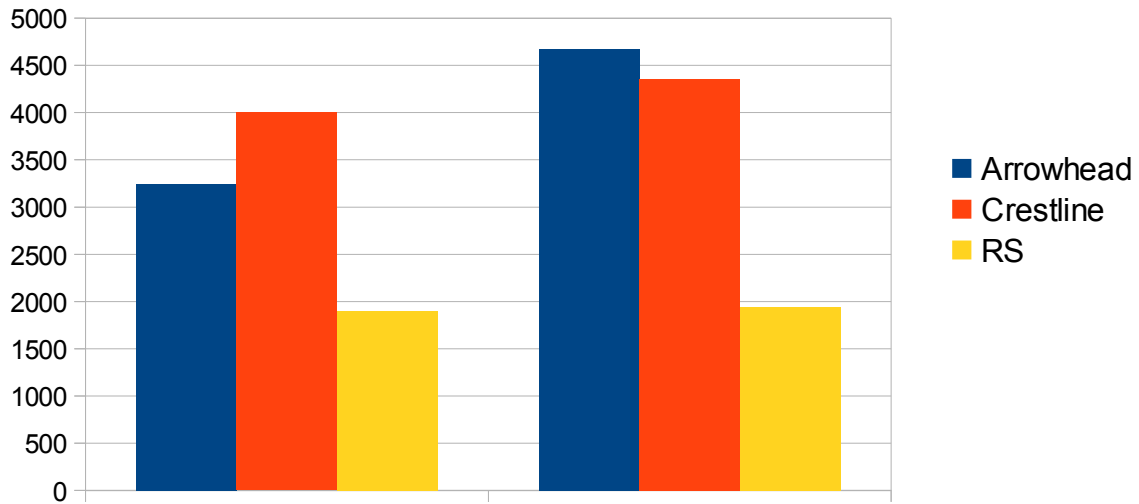
The local singles population is increasing as a percentage of the total. The overall gain in our area is about 3%.

Growth in Households, 2000 to 2010

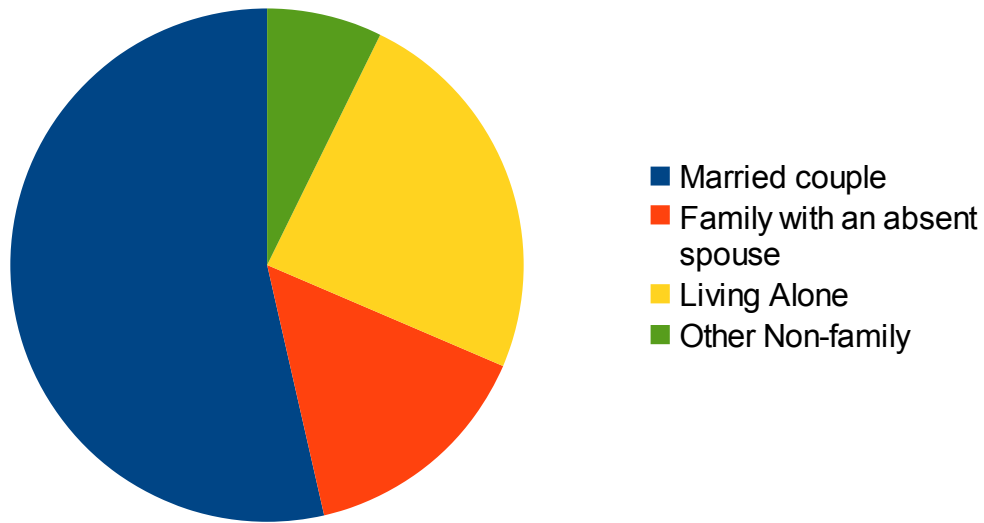


This shows the increase in households of all types, over 10 years. Lake Arrowhead is experiencing a population boom, relative to Crestline and Running Springs, possibly due to conversion of vacation homes into permanent residences.

Households, 2000 and 2010



Lake Arrowhead has overtaken Crestline, regarding number of households. The mountain combined has about 11,000 households of all types.



Over half of our mountain households have a married couple (the blue slice,) but two out of five either have someone living alone (the yellow slice,) or a family with an absent spouse (the red slice.)

2000 Census	Nation	Arrowhead	Crestline	RS	Mountain
Households	105,480,101	3,243	4,000	1,903	9,146
Family households	71,787,347	2,445	2,769	1,366	6,580
Married couple	54,493,232	2,031	2,118	1,069	5,218
Female and family, no husband	12,900,103	290	425	199	914
Male and family, no wife	4,394,012	124	226	98	448
Non-family households	33,692,754	798	1,231	537	2,566
One person living alone	27,230,075	606	987	410	2,003
Two or more people living together	6,462,679	192	244	127	563
Single householder	44,524,190	1,020	1,638	707	3,365
Percentage single	42.2%	31.5%	41.0%	37.2%	36.8%

2010 Census	Nation	Arrowhead	Crestline	RS	Mountain
Households	116716292	4672	4360	1944	10976
Family Households	77538296	3417	2806	1303	7526
Married Couple	56510377	2746	2108	1026	5880
Female and family, no husband	15250349	413	451	171	1035
Male and family, no wife	5777570	258	247	106	611
Non-family households	39177996	1255	1554	641	3450
One person living alone	31204909	984	1190	477	2651
Two or more people living together	7973087	271	364	164	799
Single householder	52232828	1655	1888	754	4297
Percentage single	44.8%	35.4%	43.3%	38.8%	39.1%

Data for the charts are from the tables shown above. To find the official release of this data for 2010, paste the URL <http://factfinder2.census.gov/faces/nav/jsf/pages/index.xhtml#none> and enter a CDP (census designated place) like "Running Springs CA".